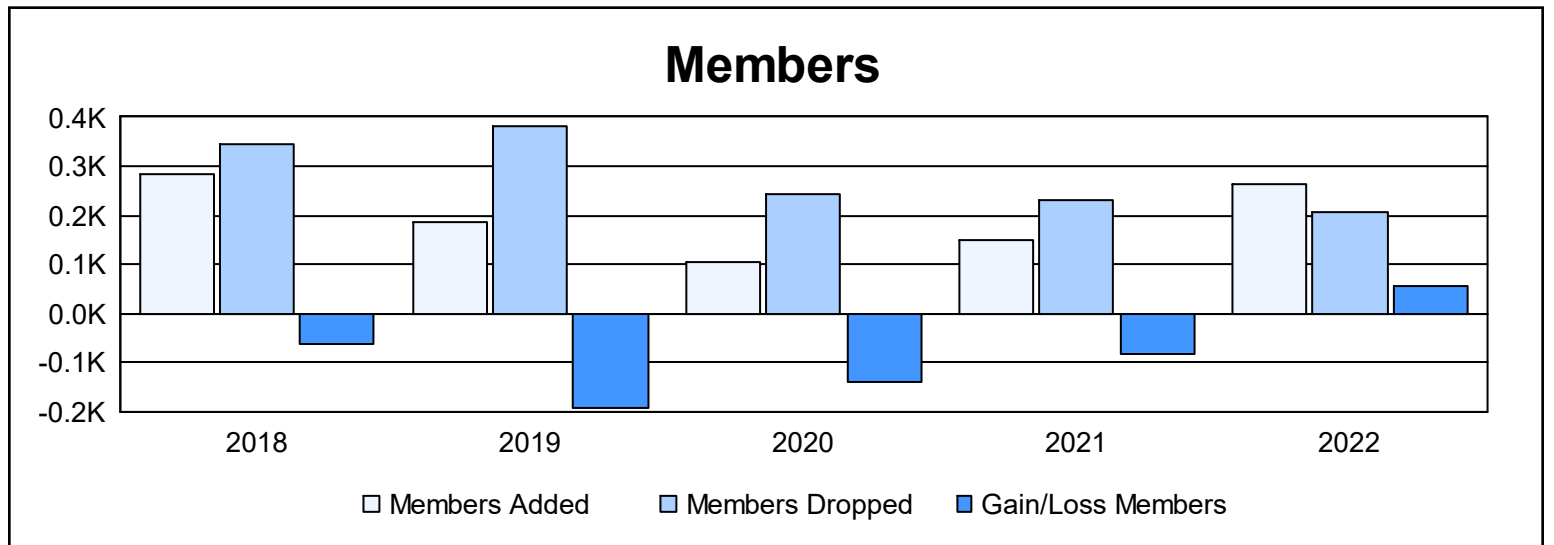
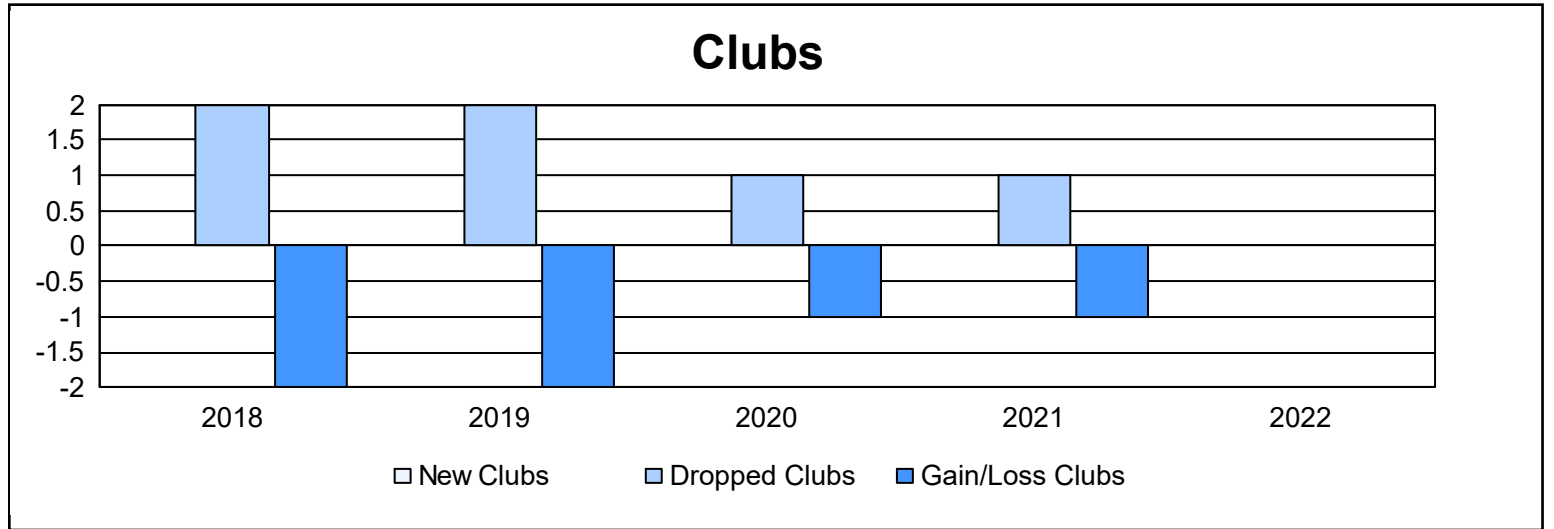
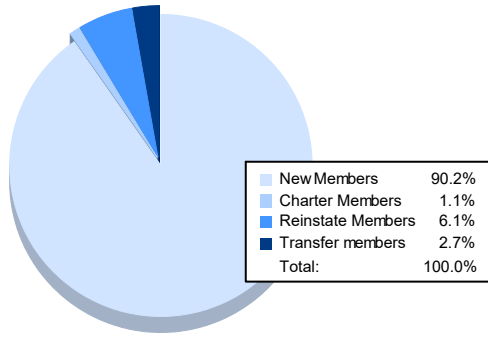


Year	New Clubs	Dropped Clubs	Gain/ Loss Clubs	New Members	Charter Members	Reinstate Members	Transfer Members	Total Member Added	Total Members Dropped	Gain/ Loss Members
2017-2018	0	2	-2	248	4	17	14	283	345	-62
2018-2019	0	2	-2	179	0	1	8	188	382	-194
2019-2020	0	1	-1	91	1	8	3	103	243	-140
2020-2021	0	1	-1	134	0	10	5	149	232	-83
2021-2022	0	0	0	238	3	16	7	264	208	56
<b>Average</b>	<b>0</b>	<b>1</b>	<b>-1</b>	<b>178</b>	<b>2</b>	<b>10</b>	<b>7</b>	<b>197</b>	<b>282</b>	<b>-85</b>



### Membership Composition June 2022 Cumulative



### Gender Composition June 2022 Cumulative

